



TECTUM PANEL ART


8" TRIANGLE



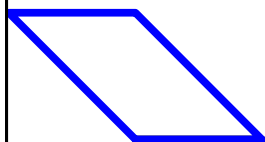

8" SQUARE



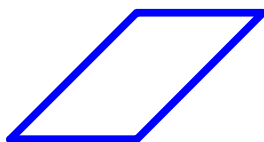
8" CIRCLE



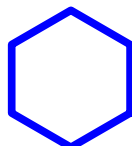
16" TRIANGLE




8"X16" RIGHT
PARALLELOGRAM



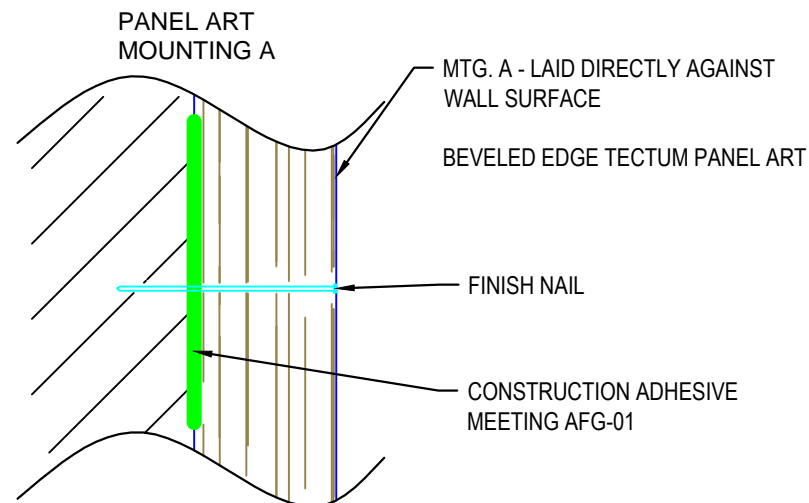
8"X16" LEFT
PARALLELOGRAM



7.5" HEXAGON



8"X16" RECTANGLE



These drawings show typical conditions in which the Armstrong® product depicted is installed. They are not a substitute for an architect's or engineer's plan and do not reflect the unique requirements of local building codes, laws, statutes, ordinances, rules and regulations (Legal Requirements) that may be applicable for a particular installation.

Armstrong Ceiling Solutions does not warrant, and assumes no liability for the accuracy or completeness of the drawings for a particular installation or their fitness for a particular purpose.

The user is advised to consult with a duly licensed architect or engineer in the particular locale of the installation to assure compliance with all Legal Requirements.

Armstrong is not licensed to provide professional architecture or engineering design services.

PROJECT NAME:

**ARMSTRONG TECTUM
PANEL ART**

DWG. NO. 1063, 1064

REV: . DATE: .

DATE: 7/5/17

SCALE:

DESC.: .

DRAWN BY: MAP

CHK BY:

TechLine

ARMSTRONG CEILING SOLUTIONS * Lancaster, PA * Phone: 877-ARMSTRONG

Armstrong
CEILING SOLUTIONS